

KEDIA ADVISORY

# DAILY SPICES REPORT

10 Oct 2023

- JEERA
- DHANIYA
- TURMERIC



Kedia Stocks & Commodities Research Pvt. Ltd.

Research Advisory | White Labelling | Digital Marketing



## NCDEX Future Market Update

| Commodity | Expiry    | Open      | High      | Low       | Close     | % Change |
|-----------|-----------|-----------|-----------|-----------|-----------|----------|
| TURMERIC  | 20-Dec-23 | 15,350.00 | 15,448.00 | 14,700.00 | 14,794.00 | -5.07    |
| TURMERIC  | 19-Apr-24 | 16,450.00 | 17,240.00 | 16,448.00 | 16,472.00 | -3.85    |
| JEERA     | 20-Nov-23 | 59,295.00 | 59,525.00 | 58,870.00 | 58,995.00 | -1.00    |
| JEERA     | 20-Dec-23 | 58,600.00 | 59,900.00 | 58,600.00 | 59,250.00 | -1.97    |
| DHANIYA   | 20-Nov-23 | 7,050.00  | 7,098.00  | 6,936.00  | 6,966.00  | -1.97    |
| DHANIYA   | 20-Dec-23 | 7,072.00  | 7,072.00  | 7,066.00  | 7,070.00  | -3.42    |

## Spot Market Update

| Commodity                  | Place     | Price     | % Chg |
|----------------------------|-----------|-----------|-------|
| Jeera                      | उंझा      | 59,273.10 | -0.44 |
| Jeera                      | जोधपुर    | 60,400.00 | 0.83  |
| Dhaniya                    | गोंडल     | 7,080.30  | -0.22 |
| Dhaniya                    | कोटा      | 7,188.60  | 0.39  |
| Turmeric (Unpolished)      | निजामाबाद | 13,229.50 | -1.94 |
| Turmeric (Farmer Polished) | निजामाबाद | 13,911.00 | -1.05 |

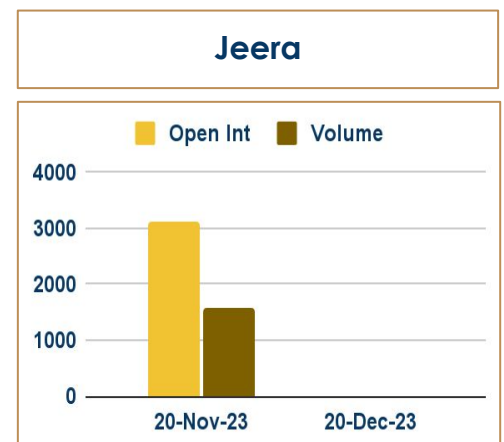
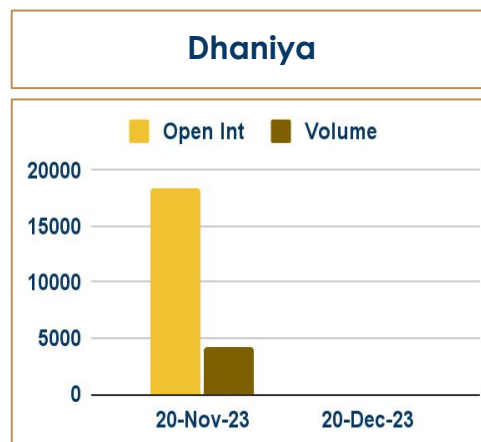
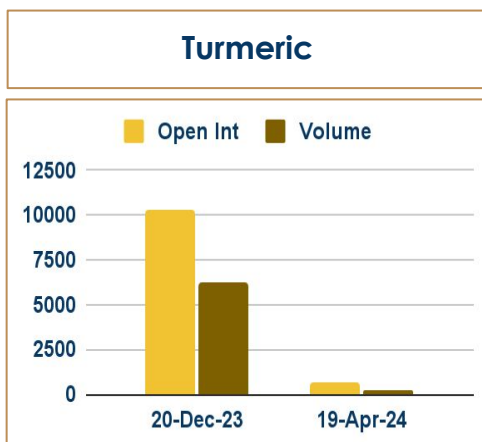
## Currency Market Update

| Currency | Country    | Rates  |
|----------|------------|--------|
| USDINR   | India      | 83.20  |
| USDCNY   | China      | 7.15   |
| USDBDT   | Bangladesh | 109.79 |
| USDHKD   | Hongkong   | 7.83   |
| USDMYR   | Malaysia   | 4.73   |
| USDAED   | UAE        | 3.67   |
| EURUSD   | Europe     | 1.06   |

## Open Interest Snapshot

| Commodity | Expiry    | % Change | % Oi Change | Oi Status        |
|-----------|-----------|----------|-------------|------------------|
| TURMERIC  | 20-Dec-23 | -5.07    | 12.77       | Fresh Selling    |
| TURMERIC  | 19-Apr-24 | -3.85    | -4.69       | Long Liquidation |
| JEERA     | 20-Nov-23 | -1.00    | 6.97        | Fresh Selling    |
| JEERA     | 20-Dec-23 | -1.97    | 0.00        | Long Liquidation |
| DHANIYA   | 20-Nov-23 | -1.97    | 7.79        | Fresh Selling    |
| DHANIYA   | 20-Dec-23 | -3.42    | 33.33       | Fresh Selling    |

## OI & Volume Chart



Technical Snapshot



SELL JEERA NOV @ 59400 SL 59800 TGT 58800-58400. NCDEX

Spread JEERA DEC-NOV 255.00

Observations

Jeera trading range for the day is 58480-59780.

Jeera dropped on profit booking after prices gained due to shrinking supplies

Increased festive demand and limited availability of quality crops in the market is prompting miller to buy

However, sluggish export demand is still a major concern for Indian traders

In Unjha, a major spot market, the price ended at 59273.1 Rupees dropped by -0.44 percent.

Trading Levels

| Commodity | Expiry    | Close     | R2       | R1       | PP       | S1       | S2       |
|-----------|-----------|-----------|----------|----------|----------|----------|----------|
| JEERA     | 20-Nov-23 | 58,995.00 | 59780.00 | 59390.00 | 59130.00 | 58740.00 | 58480.00 |
| JEERA     | 20-Dec-23 | 59,250.00 | 60550.00 | 59900.00 | 59250.00 | 58600.00 | 57950.00 |

Technical Snapshot



SELL DHANIYA OCT @ 7000 SL 7100 TGT 6900-6800. NCDEX

Spread **DHANIYA DEC-NOV** 104.00

Observations

Dhaniya trading range for the day is 6838-7162.

Dhaniya prices dropped amid huge stocks with farmers and stockists

However, downside seen limited amid increased festive buying along with robust export demand.

India's increased coriander production has led to a decline in the country's imports from other coriander-producing nations.

In Gondal, a major spot market, the price ended at 7080.3 Rupees dropped by -0.22 percent.

Trading Levels

| Commodity | Expiry    | Close    | R2      | R1      | PP      | S1      | S2      |
|-----------|-----------|----------|---------|---------|---------|---------|---------|
| DHANIYA   | 20-Nov-23 | 6,966.00 | 7162.00 | 7064.00 | 7000.00 | 6902.00 | 6838.00 |
| DHANIYA   | 20-Dec-23 | 7,070.00 | 7076.00 | 7074.00 | 7070.00 | 7068.00 | 7064.00 |

Technical Snapshot



SELL TURMERIC DEC @ 15000 SL 15400 TGT 14500-14200. NCDEX

Spread TURMERIC APR-DEC 1678.00

Observations

Turmeric trading range for the day is 14232-15728.

Turmeric dropped on profit booking after prices rose due to expected October weather yield losses

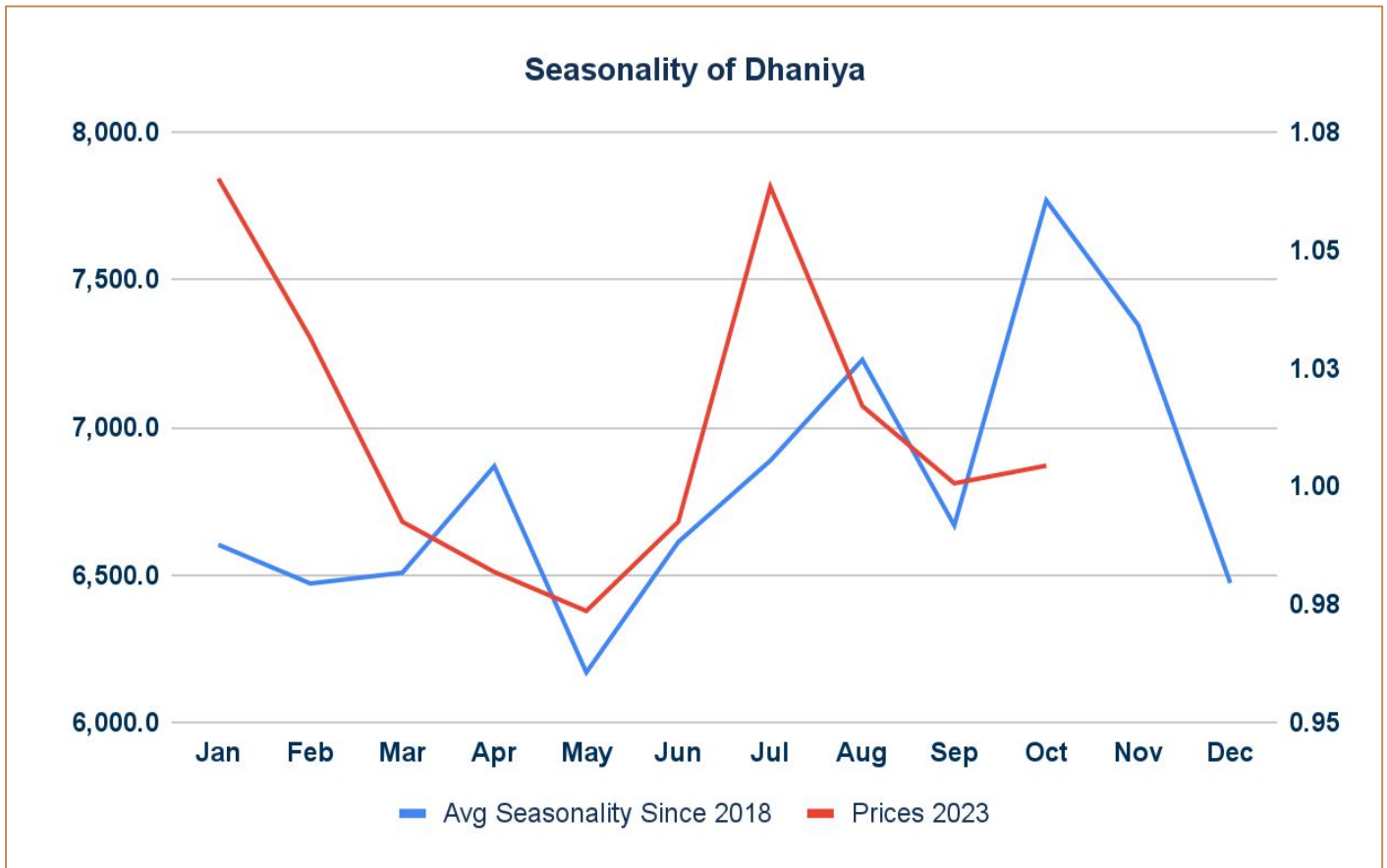
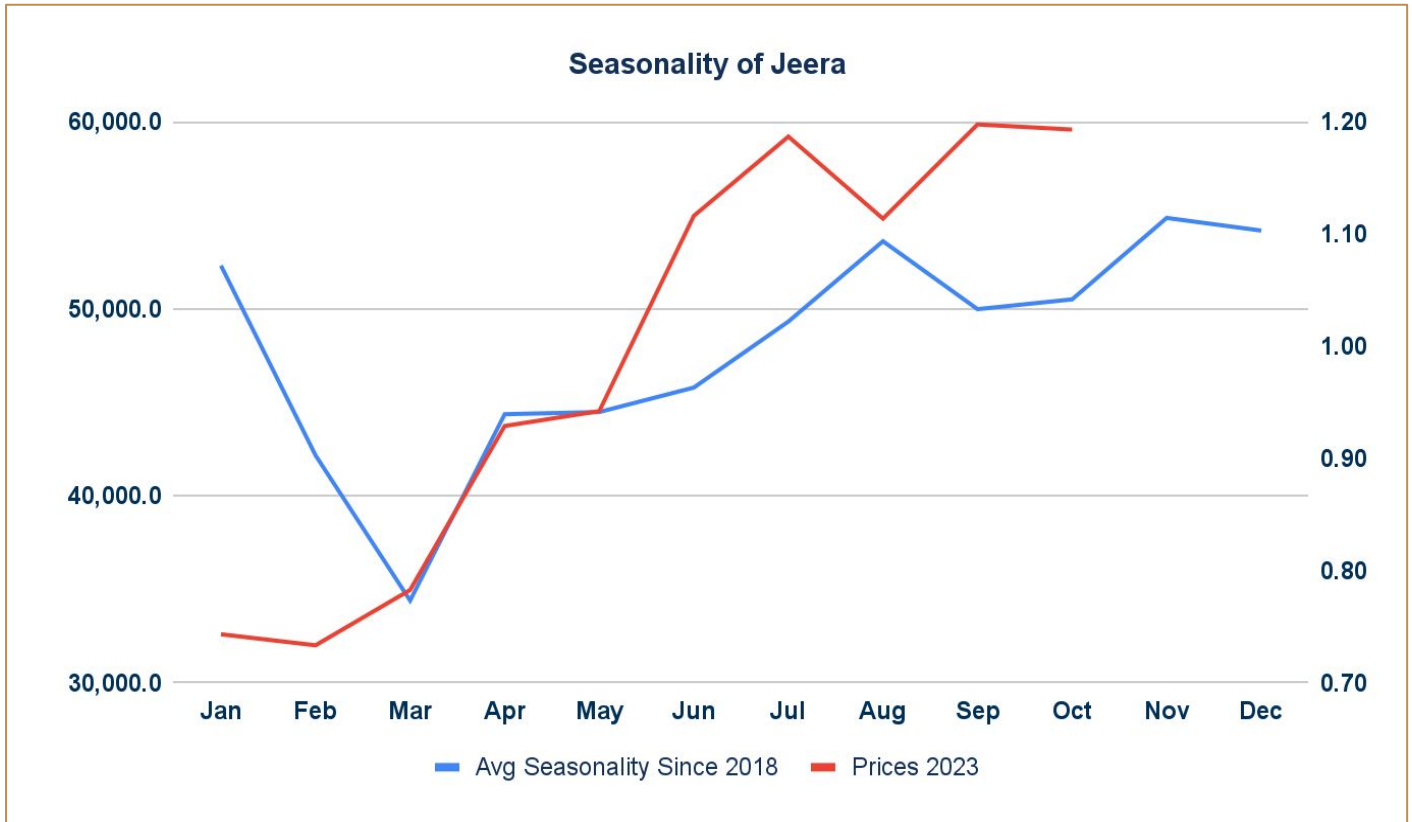
According to IMD, October is projected to be drier than average, which will have an impact on crop growth.

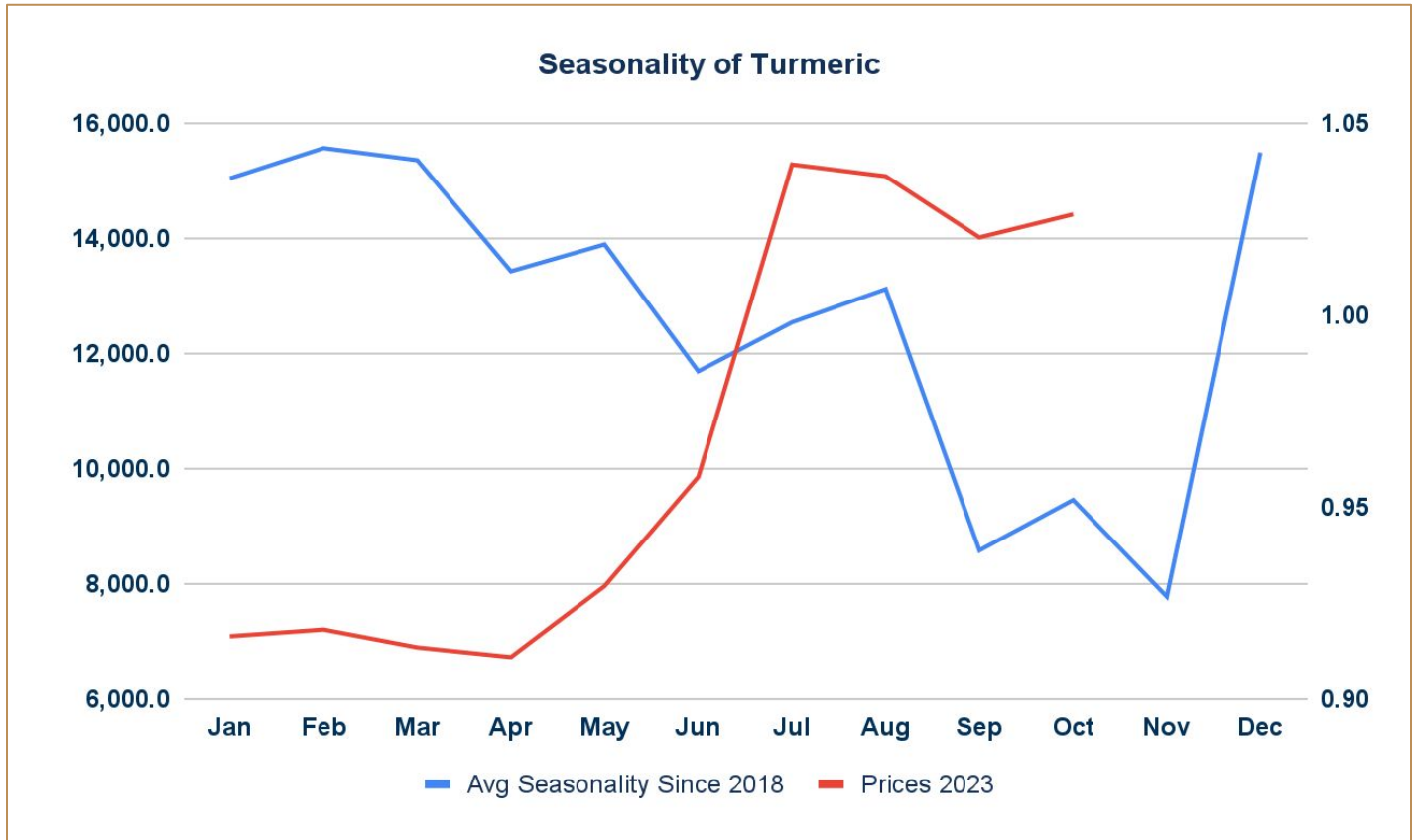
Support is also evident for improved export opportunities.

In Nizamabad, a major spot market, the price ended at 13911 Rupees dropped by -1.05 percent.

Trading Levels

| Commodity | Expiry    | Close     | R2       | R1       | PP       | S1       | S2       |
|-----------|-----------|-----------|----------|----------|----------|----------|----------|
| TURMERIC  | 20-Dec-23 | 14,794.00 | 15728.00 | 15260.00 | 14980.00 | 14512.00 | 14232.00 |
| TURMERIC  | 19-Apr-24 | 16,472.00 | 17512.00 | 16992.00 | 16720.00 | 16200.00 | 15928.00 |





## Circulars

| Description   | Notification Date |
|---|-------------------|
| SCHEDULE FOR CONDUCTING E-AUCTIONS AT E-AUCTION CENTRE AT PUTTADY & BODINAYAKANUR FROM 12.10.2023 TO 26.10.2023 | 09-10-2023        |
| Participation of Spices Board in "World Food India 2023" -reg   | 26-09-2023        |
| EXTENSION OF VALIDITY OF LICENSE AS CARDAMOM DEALER FOR THE CURRENT BLOCK PERIOD 2020-23.                       | 31-08-2023        |
| SCHEDULE FOR CONDUCTING E-AUCTIONS AT E-AUCTION CENTRE AT PUTTADY & BODINAYAKANUR FROM 30.08.2023 TO 11.10.2023 | 26-08-2023        |
| List of Holidays for Cardamom E-auction Centres for the Crop Season 2023-24.                                    | 13-03-2023        |
|   |                   |
|   |                   |

This Report is prepared and distributed by Kedia Stocks & Commodities Research Pvt Ltd. Our SEBI REGISTRATION NUMBER - INH000006156. for information purposes only. The recommendations, if any, made herein are expressions of views and/or opinions and should not be deemed or construed to be neither advice for the purpose of purchase or sale through KSCRPL nor any solicitation or offering of any investment /trading opportunity. These information/opinions/ views are not meant to serve as a professional investment guide for the readers. No action is solicited based upon the information provided herein. Recipients of this Report should rely on information/data arising out of their own investigations. Readers are advised to seek independent professional advice and arrive at an informed trading/investment decision before executing any trades or making any investments. This Report has been prepared on the basis of publicly available information, internally developed data and other sources believed by KSCRPL to be reliable. KSCRPL or its directors, employees, affiliates or representatives do not assume any responsibility for or warrant the accuracy, completeness, adequacy and reliability of such information/opinions/ views. While due care has been taken to ensure that the disclosures and opinions given are fair and reasonable, none of the directors, employees, affiliates or representatives of KSCRPL shall be liable for any direct, indirect, special, incidental, consequential, punitive or exemplary damages, including lost profits arising in any way whatsoever from the information/opinions/views contained in this Report. The possession, circulation and/or distribution of this Report may be restricted or regulated in certain jurisdictions by appropriate laws. No action has been or will be taken by KSCRPL in any jurisdiction (other than India), where any action for such purpose (s) is required. Accordingly, this Report shall not be possessed, circulated and/ or distributed in any such country or jurisdiction unless such action is in compliance with all applicable laws and regulations of such country or jurisdiction. KSCRPL requires such a recipient to inform himself about and to observe any restrictions at his own expense, without any liability to KSCRPL. Any dispute arising out of this Report shall be subject to the exclusive jurisdiction of the Courts in India.

## KEDIA ADVISORY

### KEDIA STOCKS & COMMODITIES RESEARCH PVT LTD

Mumbai, India

SEBI REGISTRATION NUMBER - INH000006156

For more details, please contact: +91 93234 06035 / 96195 51022

Email: [info@kediaadvisory.com](mailto:info@kediaadvisory.com)

Regd.Off.: 1, 2, 3 & 4, 1st Floor, Tulip Bldg, Flower Valley Complex, Khadakpada Circle,  
Kalyan-(W), Mumbai-421301